

## Reference Guide

# Table of Contents

This Reference Guide is your comprehensive information source for Genuine Accessories for current and recent Hyundai models sold in Europe. It is divided into three chapters, Accessory Guide, Model Guide and Wheel Guide though the Wheel Guide is created so it can be also integrated to the Model Guide or as a separate publication.




For easy reference each vehicle model and accessory category has a designated colour, which is shown in the table of contents and on the upper edge of every page. Within each model or category the pages are numbered separately.

The Accessory Guide is designed to offer detailed information on the Genuine Accessory range. It provides a product description, technical information, customer benefits, information on homologation and recommended combinations.

The Model Guide provides a complete overview of accessories by model. The Wheel Guide includes complete information on steel and alloy wheels and can be either a standalone chapter or attached to the corresponding vehicle model in the Model Guide.

The Reference Guide will be updated from time to time when the available product range changes. The most up to date accessory information can always be found on the MOBIS Marketing platform [www.mobisparts.eu](http://www.mobisparts.eu) in the Accessory section.

Use of only Genuine Accessories or Standard Equipment Accessories will protect your customers by ensuring that they benefit from quality assured products, fully supported by Hyundai Motor Company.

Accessory Guide	3-108	
Model Guide	109-174	
Wheel Guide	175-216	

Edited by:  
MOBIS Parts Europe N.V.  
Zweigniederlassung Deutschland  
Wilhelm-Fay-Strasse 51  
65936 Frankfurt am Main  
Germany

**Disclaimer:**  
All information, illustrations and specifications are correct at the time of printing and are subject to change without notification. The models and specifications shown in this document may vary from the models available in your market. Due to the limits of the printing process, the car body colours shown may differ slightly from the actual colours. Please contact your local MOBIS branch for the most recent information.  
[www.mobisparts.eu](http://www.mobisparts.eu)

© 2014 MOBIS Parts Europe N.V.  
Version 2014 02 28



NEW THINKING.  
NEW POSSIBILITIES.

Hyundai  
Genuine Accessories

# Accessory Guide

# Accessory Guide

## Table of Contents

Styling 1-22

Transport 1-23

Comfort 1-8

Protection 1-15

Safety 1-3

Care 1-3

Wheels 1

**Edited by:**  
MOBIS Parts Europe N.V.  
Zweigniederlassung Deutschland  
Wilhelm-Fay-Strasse 51  
65936 Frankfurt am Main  
Germany

**Disclaimer:**  
All information, illustrations and specifications are correct at the time of printing and are subject to change without notification. The models and specifications shown in this document may vary from the models available in your market. Due to the limits of the printing process, the car body colours shown may differ slightly from the actual colours. Please contact your local MOBIS branch for the most recent information.  
[www.mobisparts.eu](http://www.mobisparts.eu)

© 2014 MOBIS Parts Europe N.V.  
Version 2014 02 28



# Styling

Individual accents

## Styling

# Table of Contents

## Styling 1-22

Body decals	1
Body decals, carbon optic	3
Door mirror caps	4
Front bumper trim line	5
Side trim lines	6
Tailgate trim line	7
Side bars	8
Side steps	9
Fender extension kit	11
Skid plate, front	12
Skid plate, rear	13
Front skirt	14
Rear skirt	15
Side skirts	16
Roof spoiler	17
Rear lights with LED inserts	18
LED lighting foot area	19
Entry guards	20
Illuminated entry guards	21

## Transport 1-23

## Comfort 1-8

## Protection 1-15

## Safety 1-3

## Care 1-3

## Wheels 1

## Body decals

With their high-gloss or matt, deep, rich colours, these precision-cut, high-quality vinyl decals bring a dramatic upgrade to a car's appearance. Tailor-made to fit perfectly, they are coated with a UV protective layer and are resistant to the effects of weather, atmospheric pollution and repeated car-wash use. The adhesive decals are shaped and formed to fit complex body contours.

### Variety of available products:


- Racing stripes
- Art design

### Specification & installation:

- Cast vinyl
- 0.05 mm film thickness (without adhesive)
- Surface finish: gloss and matt
- Colour: black, white, silver, orange, red
- Lay-flat kraft paper lining
- Application temperature: +8°C minimum (air and substrate, optimal ambient temperature)
- Service temperature: -40°C to +95°C
- Application method: dry & wet
- Adhesive with air-release channels for bubble-free installation
- Tested against the effects of UV, extreme temperatures and chemicals (fuel)
- Orientation of applied film: within +/-10° of vertical
- Installation time: 0.25-1.00 h (model dependent, see fitting instruction)

### Recommended combinations:

- Door mirror decals
- Entry guards
- Front skirt
- Rear skirt
- Side skirts



## Customer benefits:

Creates a dramatic, eye-catching transformation of the car's appearance by adding distinctive coloured highlights. A range of matt and gloss colours available.

## In compliance with:

- REACH (1907/2006/EC)



## Body decals, carbon optic

With the realistic impression of 3D carbon fibre sheet, these precision-cut, high-quality vinyl decals bring a dramatic upgrade to a car's appearance. Tailor-made to fit perfectly, they are coated with a UV protective layer and are resistant to the effects of weather, atmospheric pollution and repeated car-wash use. The adhesive decals are shaped and formed to fit complex body contours.

### Specification & installation:

- Automotive-grade premium cast vinyl
- 0.09 mm film thickness (without adhesive)
- Colour: black, white, anthracite
- Application temperature: +16°C to +32°C (optimal +21°C to +23°C)
- Temperature tolerance range after application: -60°C to +107°C
- Application method: dry
- Pressure-activated adhesive, slideable with air-release channels
- Tested against the effects of UV, extreme temperatures and chemicals (fuel)
- Installation time: 0.25-1.00 h (model dependent, see fitting instruction)

### Recommended combinations:


- Other carbon optic styling accessories

### Customer benefits:

Creates a dramatic, eye-catching transformation of the car's appearance by adding the distinctive look of carbon fibre.

### In compliance with:

- REACH (1907/2006/EC)





## Door mirror caps

These mirror caps fit exactly onto the door mirror housing and require absolutely no drilling or cutting. These eye-catching, stylish dashes are weather-resistant and.

### Variety of available products:

- Door mirror caps for mirrors with turn indicator lights
- Door mirror caps for mirrors without turn indicator lights
- Depending on part number, different finishes are available

### Specification & installation:

- Stainless steel or automotive-grade plastic depending on vehicle model
- Impact-resistant for maximum durability and tensile strength
- No cutting or drilling required
- Installed with 1K-PU adhesive or adhesive tape
- Quick and easy to fit
- Installation time: 0.35 h

### Recommended combinations:

- Other carbon optic or bright finish styling accessories

### Customer benefits:

An easy way to personalise the exterior with high-quality, elegant additions.

### In compliance with:

- ECE R26 (External projections)
- ECE R48 (Direction indicator lamp)
- REACH (1907/2006/EC)



## Front bumper trim line

Perfectly shaped to exactly fit the car's front bumper, the enduring bright trim line adds a distinctive style enhancement, and has been designed to complement the exterior styling. Easy to fit, the high-quality hardwearing material withstands the elements corrosion resistant and will not chip or break under normal usage. It can be also used in connection with front parking sensors.

### Specification & installation:

- High gloss stainless steel
- Automotive grade double-sided tape
- No drilling or cutting required
- Installation time: 0.35 h

### Recommended combinations:

- Door mirror caps
- Entry guards
- Side trim lines
- Tailgate trim line

### Customer benefits:

An easy way to add that personal touch to the car's appearance.

### In compliance with:

- ECE R26 (External projections)
- REACH (1907/2006/EC)



## Side trim lines

Perfectly shaped to exactly fit the car's side panels, the enduring bright trim line adds a distinctive style enhancement and has been designed to complement the exterior styling. Easy to fit, the high-quality and hard-wearing material withstands the elements, corrosion resistant and will not chip or break under normal usage.

### Specification & installation:

- High gloss stainless steel
- Automotive-grade, double-sided adhesive tape
- Installation time: 0.35-0.50 h  
(model dependent, see fitting instruction)

### Recommended combinations:

- Door mirror caps
- Entry guards
- Front bumper trim line
- Tailgate trim line

### Customer benefits:

An easy way to complement the car's exterior design and add that personal and distinctive touch to the exterior appearance.

### In compliance with:

- REACH (1907/2006/EC)
- ECE R26 (External projections)



## Tailgate trim line

Perfectly shaped to exactly fit the tailgate lower edge, the enduring bright trim line adds a distinctive style enhancement and has been designed to complement the exterior styling. Easy to fit, the high-quality and hard-wearing material withstands the elements, corrosion resistant and will not chip or break under normal usage.

### Specification & installation:

- High gloss stainless steel
- Perfect fit
- No drilling or cutting required
- Automotive-grade, double-sided adhesive tape
- Installation time: 0.35 h

### Recommended combinations:

- Door mirror caps
- Entry guards
- Front bumper trim line
- Side trim lines

### Customer benefits:

The car's overall design is enhanced and emphasised by this styling addition, which can be combined harmoniously with other additions.

### In compliance with:

- ECE R26 (External projections)
- REACH (1907/2006/EC)



## Side bars

Sturdy protection for the lower side bodywork, that also gives the vehicle an additional rugged appearance. The highly polished bars fit the body contours perfectly and are specially shaped at each end.

### Specification & installation:

- High-gloss, polished stainless steel
- No drilling required
- Set of 2
- Durable
- Styling item, not load-bearing
- Installation time: 1.00 h

### Recommended combinations:

- Mud guards

### Customer benefits:

Combines extra rugged character with elegant style.

### In compliance with:

- Neutral Salt Spray (NSS) test
- ECE R26 (External projections)
- REACH (1907/2006/EC)

### Certification:

- ABE certificate



## Side steps

Custom-manufactured for each model, the side steps are designed to complement the vehicle's overall styling. They are sturdily engineered and load-tested to provide improved access to the cabin and roof-mounted equipment. Tread surfaces have integrated anti-slip rubber inlays for use in all weather conditions.

### Variety of available products:

- Side steps, sporty
- Side steps, rugged

### Specification & installation:

- High-grade, corrosion-resistant aluminium (rugged)
- Injection-moulded, automotive-grade, plastic with aluminium top surface (sporty)
- Injection-moulded plastic end caps, UV-stable and scratch-resistant (rugged)
- Rubber inlays on step surfaces on some models
- Powder-coated brackets
- Maximum load: 150 kg-200 kg depending on model and product for vehicles launched since 2010
- Installation time: 1.00 h

### Recommended combinations:

- Mud guards (rear only)
- Other styling accessories

### Customer benefits:

Style combines with function to provide easy cabin and roof access, while emphasising a true SUV look.

### In compliance with:

- ECE R26 (External projections)

### Certification:

- ABE certificate



Side steps, rugged

## Homologation & test certification

To increase and maintain product quality new tests are introduced with Hyundai Santa Fe DM.

### Impact/Airbag compatibility test

ADR 72/00 Dynamic Side Impact Occupant Protection

This test simulates the effects of a side impact on mounted side steps. It must show that the side step does not affect the stiffness of the side door structure, and will not have a negative influence on the triggering of airbags.



### Load test

Side steps must withstand the weight of a person, lifting potentially heavy loads on to the roof carrier system. This test is designed to ensure that, under loads of 150 kg – 200 kg for 20 minutes per step, distortion of the aluminium step, steel mounting brackets and plastic elements are within safe acceptable limits.

## Fender extension kit

These stylish self-adhesive extensions add a rugged off road sporty appearance.

### Specification & installation:

- Automotive grade plastic
- Fixation by automotive grade adhesive tape, durable
- Dealer fit recommended
- Installation time: 0.60 h

**Warranty:** 3 years

### Recommended combinations:

- Skid plates, front & rear
- Side skirts
- Side door mouldings

### Customer benefits:

Stylish wheel arches, maintaining the vehicle's appearance and value.

### In compliance with:

- UN ECE R26 (External projections)
- REACH (1907/2006/EC)

### Certification:

- TÜV certificate (GAS)

### Care points:

Not compatible with smart park assist side sensors and mud guards.





## Skid plate, front

Installing the front skid plate adds a more sporty and aggressive impression to the front of the car. Strong and sturdy, the skid plate is precision made for a perfect fit and complements the car's overall styling with its rugged good looks.

### Specification & installation:

- Automotive-grade plastic
- Durable
- Coloured material
- Drilling required
- Installation time: 0.50 h

### Recommended combinations:

- Skid plate, rear
- Fender extension kit
- Side skirts

### Customer benefits:

The car's SUV design is enhanced and emphasised by this styling addition, which can be combined harmoniously with other additions.

### In compliance with:

- EC 78/2009(Pedestrian protection)
- ECE R26 (External projections)
- Shatter Resistance (TÜV MB 744) (CH\_AS\_MB2006)
- REACH (1907/2006/EC)

### Certification:

- ABE certificate



## Skid plate, rear

Installing the rear skid plate adds a more sporty and aggressive impression to the rear of the car. Strong and sturdy, the skid plate is precision made for a perfect fit and complements the car's overall styling with its rugged good looks.

### Specification & installation:

- Automotive-grade plastic
- Durable
- Coloured material
- Use with tow bar (cutting may be required)
- Provisions for genuine tow bars on some SUV models
- Drilling required
- Installation time: 0.50 h

### Recommended combinations:

- Skid plate, front
- Fender extension kit
- Side skirts

### Customer benefits:

The car's SUV design is enhanced and emphasised by this styling addition, which can be combined harmoniously with other additions.

### In compliance with:

- ECE R26 (External projections)
- Shatter Resistance (TÜV MB 744) (CH\_AS\_MB2006)
- REACH (1907/2006/EC)

### Certification:

- ABE certificate



## Front skirt

The installation of a front skirt adds a more sporty and aggressive impression to the front of the car. Strong and sturdy, the front skirt is precision made for a perfect fit and complements the car's overall styling.

### Specification & installation:

- Automotive-grade plastic
- Silver, piano black or carbon optic depending on part number
- Durable
- Installation materials included where required
- Drilling required
- Dealer fit recommended
- Installation time: 0.50 h

### Recommended combinations:

- Fender extension kit
- Rear skirt
- Side skirts
- Roof spoiler
- Body decals
- Side door mouldings

### Customer benefits:

The car's overall design is enhanced and emphasized by this styling addition, which can be combined harmoniously with other additions.

### In compliance with:

- UN ECE R128 (Pedestrian protection)
- Shatter Resistance (TÜV MB 744) (CH\_AS\_MB2006)
- ECE R26 ( External projections)
- REACH (1907/2006/EC)
- 92/21\*661/2009/EC
- Material Marking (Reusability/recyclability/2005/64/ EC juncto 2000/53\*2003/138/EC

### Certification:

- ABE certificate



## Rear skirt

The installation of a rear skirt adds a more sporty and aggressive impression to the rear of the car. Strong and sturdy, the rear skirt is precision made for a perfect fit and complements the car's overall styling.

### Specification & installation:

- Automotive-grade plastic
- Silver, piano black or carbon optic depending
- Durable
- Drilling is required
- Installation materials included where required
- Customer or dealer fit
- Installation time: 0.50 h
- Not recommended for use with horizontal tow bar (cutting may be required)

### Recommended combinations:

- Body decals
- Fender extension kit
- Front skirt
- Side skirts
- Roof spoiler
- Side door mouldings

### Customer benefits:

The car's overall design is enhanced and emphasized by this styling addition, which can be combined harmoniously with other additions.

### In compliance with:

- UN ECE R26 (External projection)
- Shatter Resistance (TÜV MB 744) (CH\_AS\_MB2006)
- Material Marking (Reusability/recyclability/recoverability 2005/64/EC juncto 2000/53\*2003/138/EC)
- REACH (1907/2006/EC)

### Certification:

- ABE certificate



## Side skirts

Creating a more 'ground-hugging' character for the vehicle without lowering the suspension.

### Specification & installation:

- Automotive-grade plastic
- Coloured material
- Installation with 1K-PU glue and/or automotive-grade, double-sided tape
- Set of 2 or 4 depending on design
- Installation time: 0.50 h

### Recommended combinations:

- Body decals
- Fender extension kit
- Front skirt
- Rear skirt
- Side door mouldings

### Customer benefits:

The car's overall design is enhanced and emphasised by this styling addition, which can be combined harmoniously with other additions.

### In compliance with:

- Shatter Resistance (TÜV MB 744) (CH\_AS\_MB2006)
- REACH (1907/2006/EC)
- ECE R26 (External projections)

### Certification:

- ABE certificate or TÜV report depending on model



## Roof spoiler

Lightweight but strong and durable, the roof spoiler adds an extra sporty accent to the tailgate styling.

### Specification & installation:

- Automotive-grade plastic
- Durable
- Installation time: 0.70 h

### Recommended combinations:

- Fender extension kit
- Front skirt
- Rear skirt
- Side skirts

### Customer benefits:

The car's overall design is enhanced and emphasised by this styling addition, which can be combined harmoniously with other additions.

### Certification:

- ABE certificate



## Rear lights with LED inserts

Emphasize the dynamic style of the vehicle at night with these attractive LED rear lights

### Specification & installation:

- Increased vibration resistance
- Longer service life
- Faster rise time compared to standard rear lights
- Energy efficient
- Dealer fit recommended
- Installation time 0.35h

### Recommended combinations:

- Other Styling Accessories

### Customer benefits:

An easy way to add that personal touch to the car's appearance.

### In compliance with:

- included in WVTA



## LED lighting foot area

Long-life, ambient blue LED lighting is installed as 'Welcome' illumination and switches on/off with the opening/closing of the front doors.

### Specification & installation:

- Operating voltage: 9-15V DC installed to vehicle courtesy lamp circuit
- Power consumption: 0.7 W
- Light source: LED class 1
- Light colour: blue
- Durability: circa 30,000 h
- Installed under dashboard; lamp units concealed
- Installation time: 1,00 h

### Recommended combinations:

- Entry guards
- Textile floor mats, velour

### Customer benefits:

Soft, ambient LED footwell lighting that individualises the vehicle.





## Entry guards

Creating a premium impression every time the door is opened, these high-quality stainless steel or aluminium entry guards fit perfectly in place and are embellished with the car model logo.

### Variety of available products:

- Aluminium polished/brushed finish
- Stainless steel polished/brushed finish

### Specification & installation:

- Aluminium or stainless steel
- Self-adhesive or click fingers
- Set of 2 or 4 pieces
- Quick and easy to fit
- Installation time: 0.35–0.45 h  
(model dependent, see fitting instruction)

### Recommended combinations:

- Floor mats
- LED lighting foot area
- Door mirror caps
- Side trim lines
- Tailgate trim line
- Front bumper trim line

### Customer benefits:

These stylish entry guards add an individual touch to the vehicle.



## Entry guards, illuminated

Activated by the opening of the car door, these high-quality entry guards emit a blue or white LED glow that spells out the model name. Creating a premium impression every time the door is opened. The light is extinguished when the door is closed.

### Specification & installation:

- Aluminium or stainless steel
- Cable connection to vehicle wiring system activated by courtesy light switch
- Set of 2 or 4 (the 2 front entry guards are illuminated)
- Installation time: 0.70 h

### Recommended combinations:

- Door mirror caps
- Side trim lines
- Tailgate trim line
- Floor mats
- LED lighting foot area
- Front bumper trim line

### Customer benefits:

These stylish entry guards add a stylish premium touch every time a door is opened.





# Transport

Tailored solutions

# Transport

## Table of Contents

Styling [1-22](#)

Transport [1-23](#)

Tow bar, horizontal detachable [1](#)

Tow bar, vertical detachable [3](#)

Tow bar, fixed [5](#)

Tow bar wiring kit [7](#)

Bike carrier for all tow bars [10](#)

Euroclick G2 bike carrier [11](#)

Cross bars, aluminium [12](#)

Cross bars, steel [13](#)

Roof rack, aluminium [14](#)

Roof rack, steel [15](#)

FreeRide bike carrier [17](#)

ProRide bike carrier [18](#)

Deluxe ski & snowboard carrier [19](#)

Xtender ski & snowboard carrier [20](#)

Cargo separator [21](#)

Passenger seat storage net [22](#)

Luggage net [23](#)

Comfort [1-8](#)

Protection [1-15](#)

Safety [1-3](#)

Care [1-3](#)

Wheels [1](#)

## Tow bar, horizontal detachable

A thoroughly proven, steel tow bar system that is only partially visible when not in use. It is a multipurpose system, exceptionally easy to use and trouble-free in operation. This tow bar has a safe locking system which is locked by only pushing the ball down. The removable tow ball can be stored in the provided protective bag when removed. The installation has anti-theft protection and all components have comprehensive protection against corrosion. The tow bar is developed based on all requirements for the specific vehicle model. Compatible with Euroclick G2 bike carrier.

### Specification & installation:

- Original Equipment Supplier (OES) system high-quality steel tow bar
- Development and testing standard: CARLOS, TC (CAR Loading Standard, Trailer Couplings) since 2010 (Please refer to detailed application table on [www.mobisparts.eu](http://www.mobisparts.eu) in the login area)
- Horizontal detachable ball coupling
- Rust-protection: E-coated / KTL to OEM standard (480 hour salt spray resistance test) for models since 2011 (Please refer to detailed application table on [www.mobisparts.eu](http://www.mobisparts.eu) in the login area)
- Audible and visual indicators confirm safe connection of removable ball
- Maximum towing capacity limited only by vehicle restrictions
- D-value rating depends on model (actual value indicated on the tow bar and tow bar user manual)
- Manual retractable electrical socket bracket
- Installation time : 0.50–1.50 h (model dependent, see fitting instruction)
- Lockable

### Required additions:

- Tow bar wiring kit

### Recommended combinations:

- Bike carrier for all tow bars (ball mounted)
- Euroclick G2 bike carrier

### Customer benefits:

Unobtrusive horizontal tow bar system that's lockable, easy to use and accessible.



## In compliance with:

- REACH (1907/2006/EC)

## Certification:

Please refer to detailed application table on [www.mobisparts.eu](http://www.mobisparts.eu) in the login area.

## Care points:

Avoid overloading by consulting vehicle & product manuals.



## Tow bar, vertical detachable

A thoroughly proven, steel tow bar system that is not visible when the tow ball is detached. It is simple to use and trouble-free in operation. The removable tow ball can be stored in the provided protective bag when removed. The installation has anti-theft protection and all components have comprehensive protection against corrosion. The tow bar is developed based on all requirements for the specific vehicle model.

### Specification & installation:

- Original Equipment Manufacturer (OEM) system high-quality steel tow bar
- Development and testing standard: CARLOS, TC (CAR Loading Standard, Trailer Couplings) since 2008 (please refer to detailed application table on [www.mobisparts.eu](http://www.mobisparts.eu) in the login area)
- Vertical detachable 3-ball locking system for easy and secure bottom mounting
- Corrosion-protection: E-coated / KTL to OEM standard (480 hour salt spray resistance test) for models since 2011 (please refer to detailed application table on [www.mobisparts.eu](http://www.mobisparts.eu) in the login area)
- Zinc-nickel tow ball coating for highest corrosion resistance (720 hour salt spray resistance test)
- Blanking plug supplied to protect socket when tow ball is removed
- Tow bar lock is protected by a dust cap; two keys supplied
- Audible and visual indicators confirm safe connection
- Maximum towing capacity limited only by vehicle restrictions
- D-value rating depends on model (actual value indicated on the tow bar and tow bar user manual)
- Manual retractable socket bracket, out of sight when tow ball not in use
- Installation time: 0.50–1.50 h (model dependent, see fitting instruction)

### Required additions:

- Tow bar wiring kit

### Recommended combinations:

- Bike carrier for all tow bars (ball mounted)



## Customer benefits:

Easy to use, lockable vertical tow bar system that's out of sight when not in use.

## In compliance with:

- REACH (1907/2006/EC)

## Certification:

Please refer to detailed application table on [www.mobisparts.eu](http://www.mobisparts.eu) in the login area.

## Care points:

Avoid overloading by consulting vehicle & product manuals.

Socket can remain partially visible depending on the vehicle model.





## Tow bar, fixed

A fixed, high-quality tow bar that's ideal for frequent or permanent towing. The secure mounting is ideally positioned. All components are climate- and age-resistant and have automotive-grade protection against corrosion. The tow bar is developed based on all requirements for the specific vehicle model.

### Specification & installation:

- Development and testing standard: CARLOS, TC (CAR Loading Standard, Trailer Couplings) since 2010 (please refer to detailed application table on [www.mobisparts.eu](http://www.mobisparts.eu) in the login area)
- Fixed tow bar
- High-quality steel
- Rust-protection: E-coated / KTL to OEM standard (480 hour salt spray resistance test) for models since 2008/2011 (please refer to detailed application table on [www.mobisparts.eu](http://www.mobisparts.eu) in the login area)
- Maximum towing capacity limited only by vehicle restrictions
- D-value rating depends on model (actual value indicated on the tow bar and tow bar user manual)
- Installation time: 0.50-1.50 h (model dependent, see fitting instruction)

### Required additions:

- Tow bar wiring kit

### Recommended combinations:

- Bike carrier for all tow bars (ball mounted)



## Customer benefits:

The perfect solution for frequent or permanent towing.

## In compliance with:

- REACH (1907/2006/EC)

## Certification:

Please refer to detailed application table on [www.mobisparts.eu](http://www.mobisparts.eu) in the login area.

## Care points:

Avoid overloading by consulting vehicle & product manuals.



## Tow bar wiring kit

Essential to support the required vehicle lighting for caravan, trailer or bike rack, whether conventional bulb or LED, and protecting the electrical systems of the vehicle. The multi-functional trailer module provides the necessary amplification for tail lights, brake lights and turn indicators, as well as providing warning of malfunction of brake and indicator lights. Modern vehicle electric systems are highly complex and sensitive to unauthorised modifications. These OE-quality electrical accessories are specifically designed for each unique application in order to prevent damage or potential reliability issues with the vehicles electrical system. Available with either a 7-pole socket with drainage hole or 13-pole waterproof socket housing.

### Variety of available products:

- 7-pole
- 13-pole
- +15 extension kit (only for 13-pole)

### Specification & installation:

- OE connectors for Plug & Play connection (connection via RR combination lamps)
- Amplifying all required vehicle signals through multifunctional trailer module (for models since 2010)
- Compatible with LED lighting-equipped trailers +30 (PIN 9) always included in Genuine Accessory 13-pole wiring kits
- +15 (PIN 10) prepared (extension kit required) for 13-pole wiring kit
- Fog lamp cut-off
- Safety feature: audible warning of broken trailer turn indicator lamps (legal requirement in Germany, Austria and UK. Future standard for rest of Europe)
- Safety feature: audible warning of failed trailer brake lamps
- Automatic park distance control (PDC) cut-off for MPE PDC systems
- Installation time: 0.50-1.50 h (model dependent, see fitting instruction)

### Required additions:

- Tow bar



## Recommended combinations:

- Park distance control
- Adaptor 7 – 13 for 7-pole
- Adaptor 13 – 7 for 13-pole

## Customer benefits:

High-quality, purpose-made electrical connection system for use with all tow bars. Protecting the electrical and electronic systems by amplifying all required vehicle signals.

## In compliance with:

- REACH (1907/2006/EC)

## Certification:

Please refer to detailed application table on [www.mobisparts.eu](http://www.mobisparts.eu) in the login area.

## Tow bars

# Homologation & test certification

For detailed part number based information please refer to the detailed application table on [www.mobisparts.eu](http://www.mobisparts.eu) in the login area. You need to be logged in to have access to this document.

### Development & component testing standard

CARLOS TC (Car Loading Standard, Trailer Coupling)

The growing use of tow bars for other purposes (bike carriers, for instance), and larger and more specialised trailers and caravans, has led to the creation of the CARLOS TC testing procedure, in which the tow bar is subjected to three-dimensional testing. This subjects the tow bar to stresses that realistically simulate all the uses to which a tow bar may be put. Most aftermarket tow bars undergo a cheaper, less rigorous one-dimensional test, whereas all Hyundai aftermarket tow bars are subjected to the CARLOS TC test as adopted by all European OE manufacturers. The test simulates around 20,000 km usage to analyse the potential for weaknesses in the component and the vehicle.

### Rust prevention (E-Coat)

ISO 9227NSS salt spray test

Electrophoretic deposition (EPD) uses an electric current to provide vulnerable components with a uniform protective coating. Most aftermarket towing devices have less effective corrosion protection. The ISO 9227NSS test involves 480 hours exposure to corrosive salt and is the standard test for towing devices adopted by all European OE manufacturers.

### SUV tow bar durability testing & monitoring

Prelaunch tests

Hyundai Genuine Accessory towing devices are thoroughly tested and many are monitored in real-world towing conditions on new Hyundai cars as part of the new vehicle test programme, which lasts around nine months. By the time the new vehicle is available for public sale, the Genuine Accessory towing device has also successfully completed all durability testing.

## Bike carrier for all tow bars

This compact and lightweight bike carrier mounts directly onto the tow bar. Its robust aluminium and steel structure carries two bikes or one e-bike, and both loading and unloading are simple and easy. Access to the vehicle tailgate is not obstructed even when loaded.

### Specification & installation:

- Carrier frame in steel
- Bike rails & profiles in aluminium
- Dimensions: 1,000 x 200 x 590 mm
- Dimension between axes not to exceed 1.24 m
- For bikes with wheel base up to 1.89 m
- For 2 bikes or 1 e-bike
- Maximum load (kg): see vehicle owner's manual
- For frame diameters: 25-80 mm
- Integrated lighting protection with 13-pin plug connection
- Anti-theft protection
- EU-approved
- Quick and easy to fit
- Tilting feature to allow easy access to tailgate
- Installation time: 0.10 h

### Required additions:

- Tow bar & Tow bar wiring kit

### Customer benefits:

Easy to use, lightweight and lockable. Transports bikes without blocking tailgate access.

### Care points:

Avoid overloading by consulting vehicle & product manuals.



## Euroclick G2 bike carrier for horizontal detachable tow bars

Exceptionally easy to attach or remove, this sturdy but lightweight bike carrier consists of two parts: the base frame and the bike holder. With new smart pump buckles and durable straps for convenient wheel fastening. Even when loaded with two bikes, the smart pedal tilt function allows easy access to the vehicle tailgate. This system is special because this solution can be attached directly in the receiver of the detachable tow ball. The advantage is the ridge fixation to the car and optimal flow of forces during driving with loads. There's an extendable light bar for maximum flexibility and the whole carrier folds flat for easy storage.

### Specification & installation:

- Aluminium & other high-tensile lightweight materials
- Dimensions: 1,020 x 30 x 55 mm
- For 2 bikes (all sizes)
- Maximum load (kg): 46 kg
- For frame diameters: 22-80 mm
- Integrated extendable lights with 13-pin plug connection
- Anti-theft lock
- EU-approved
- Quick and easy to fit
- Tilting feature to allow easy access to tailgate
- Installation time: 0.10 h

### Required additions:

- Tow bar, horizontal detachable (Genuine Accessory) & tow bar wiring kit

### Customer benefits:

Quick fit/quick release lightweight carrier for two bikes.  
Smart tilt function for easy access to tailgate.

### Care points:

Avoid overloading by consulting vehicle & product manuals.



## Cross bars, aluminium

Custom-made lightweight aluminium cross bars that provide a secure lockable basis for roof carrier systems. Multiple accessories can be slid into place using the integrated T-tracks. The high-strength moulded plastic mount is model-specific for a perfect fit. Only for vehicles with factory-installed roof rails.

### Specification & installation:

- Lightweight, high-strength aluminium bars
- Solid steel clamp
- Pre-assembled
- Lockable
- Aerodynamic cross section
- With T-tracks
- Maximum roof load (kg): see vehicle owner's manual
- Quick and easy to fit
- Only for vehicles with factory-installed roof rails
- Installation time: 0.20 h

### Recommended combinations:

- Bike carrier
- Ski & snowboard carrier
- Side steps for SUV to ease loading

### Customer benefits:

Easy to fit and use roof mounting system that's safe and secure.

### In compliance with:

- UNECE R26 (External projections)
- DIN 75302, ISO/PAS 11154:2006 (Minimum safety requirements for roof load carriers for passenger cars)
- EC 1907/2006 (REACH, DOI, SVHC, Info-duty)
- Marking of plastic parts on this product: P/Π, Material, Recycling Symbol: >X
- EC 92/21 (Masses & dimensions)

### Care points:

Avoid overloading by consulting vehicle & product manuals.





## Cross bars, steel

Custom-made steel cross bars that provide a secure lockable basis for roof carrier systems. The high-strength moulded plastic mount is model-specific for a perfect fit. Only for vehicles with factory-installed roof rails.

### Specification & installation:

- Steel bars
- Solid steel clamp
- Pre-assembled
- Lockable
- Maximum roof load (kg): see vehicle owner's manual
- Quick and easy to fit
- Installation time: 0.20 h

### Recommended combinations:

- Bike carrier
- Ski & snowboard carrier
- Side steps for SUV to ease loading

### Customer benefits:

Easy to fit and use roof mounting system that's safe and secure.

### In compliance with:

- UNECE R26 (External projections)
- DIN 75302, ISO/PAS 11154:2006 (Minimum safety requirements for roof load carriers for passenger cars)
- C 1907/2006 (REACH, DOI, SVHC, Info-duty)
- Marking of plastic parts on this product: P/Π, Material, Recycling Symbol: ><
- EC 92/21 (Masses & dimensions)

### Care points:

Avoid overloading by consulting vehicle & product manuals.



## Roof rack, aluminium

Robust yet lightweight, vehicle-specific aluminium roof rack that provides a secure basis for a range of roof carrier systems. The T-tracks in the bars enable other accessories to slide securely into place, utilising the full length of the bars. The roof rack features an integral locking system in the mounting. Vehicle-specific moulded plastic/rubber feet protect the roof.

### Specification & installation:

- Lightweight aluminium bars
- Solid steel clamp
- Pre-assembled
- Maximum roof load (kg): see vehicle owner's manual
- Maximum roof rack load: see vehicle-specific fitting instruction
- Aerodynamic cross section, with T-tracks
- Lockable
- Quick and easy to fit
- Installation time: 0.20 h

### Recommended combinations:

- Bike carrier
- Ski & snowboard carrier
- Side steps for SUV to ease loading

### Customer benefits:

Quick to fit, quick to remove, secure roof rack for extra transport capability when there's no room inside. Aerodynamic cross section to reduce wind noise and improve fuel consumption.

### In compliance with:

- UNECE R26 (External projections)
- EC 92/21 (Masses & dimensions)
- DIN 75302, ISO/PAS 11154:2006 (Minimum safety requirements for roof load carriers for passenger cars) including TÜV-GS approval
- EC 1907/2006 (REACH, DOI, SVHC, Info-duty)
- Marking of plastic parts on this product: P/Π, Material, Recycling Symbol: ><

### Care points:

Avoid overloading by consulting vehicle & product manuals and/or dealer.



## Roof rack, steel

Robust, vehicle-specific steel roof rack that provides a secure basis for a range of roof carrier systems. The roof rack can be locked in place. Specially moulded plastic/rubber feet protect the roof.

### Specification & installation:

- Steel bars
- Solid steel clamp
- Pre-assembled
- Maximum load (kg): see vehicle owner's manual
- Maximum roof rack load: see vehicle-specific fitting instruction
- Lockable
- Quick and easy to fit
- Installation time: 0.20 h

### Recommended combinations:

- Bike carrier
- Ski & snowboard carrier
- Side steps for SUV to ease loading

### Customer benefits:

Quick to fit, quick to remove, secure roof rack for extra transport capability when there's no room inside.

### In compliance with:

- UNECE R26 (External projections)
- EC 92/21 (Masses & dimensions)
- DIN 75302, ISO/PAS 11154:2006 (Minimum safety requirements for roof load carriers for passenger cars) including TÜV-GS approval
- EC 1907/2006 (REACH, DOI, SVHC, Info-duty)
- Marking of plastic parts on this product: P/Π, Material, Recycling Symbol: ><

### Care points:

Avoid overloading by consulting vehicle & product manuals and/or dealer.



Roof racks and cross bars

## Homologation & test certification

### Minimum safety requirements

ISO PAS 11154:2006

All roof-mounted, load-bearing carrier systems must conform to these industry requirements. They apply to:

- mechanically attached, general use roof bars suitable for load carrying
- roof bar accessories and their attachments for special purpose applications
- mechanically attached specific purpose roof devices suitable for carrying defined loads
- magnetic fixing devices suitable for carrying a defined load



## FreeRide bike carrier

Dynamically styled, roof-mounted single bike carrier with an attractive titanium-coloured finish. The smart wheel holders and soft padded frame holder with quick-lock function enables swift and secure mounting. The bike can be locked to the bike carrier, the bike carrier to the load carrier. Pre-assembled, no tools required.

### Specification & installation:

- For 1 bike
- Maximum load: 17 kg
- Includes T-bolt adaptor for use with aluminium cross bars
- For frame diameters: 25–70 mm (round), 65–80 mm (oval)
- Fits tyre width sizes up to 2.3”
- Product weight: 3.5 kg
- Suitable for use with Genuine Accessory steel or aluminium cross bars and steel or aluminium roof racks
- Quick and easy to fit
- Installation time: 0.25 h

### Required additions:

- Roof rack or cross bars

### Recommended combinations:

- Tow bar & tow bar wiring
- Bike carrier for tow bar

### Customer benefits:

Sleek styling, quick and easy operation, no tools required. Lockable and folds flat for easy storage.

### Care points:

Avoid overloading by consulting vehicle & product manuals.



## ProRide bike carrier

A premium roof-mounted single bike carrier for bikes up to 20 kg. There's a unique quick-mount system for fast attachment and a self-adjusting upright frame holder that saves both time and effort. The bike is protected by the protective surface on the frame holder and rubber protection on the adjustable straps that secure the wheels to the smart wheel holders. All adjustments can be carried out comfortably at roof height. All types of bikes can be transported, and the carrier can be mounted – without tools – on either side of the vehicle, useful if more than one carrier is to be used. The bike locks to the carrier, and the carrier to the roof rack, requiring just one key.

### Specification & installation:

- For 1 bike
- Maximum load: 20 kg
- For frame diameters: 22–70 mm (round), 80–100 mm (oval)
- Fits wheel sizes up to 3"
- Product weight: 4.4 kg
- Suitable for use with Genuine Accessory steel or aluminium cross bars and steel or aluminium roof racks
- Quick and easy to fit
- Installation time: 0.25 h

### Required additions:

- Roof rack or cross bars

### Recommended combinations:

- Tow bar & tow bar wiring kit
- Bike carrier for all tow bars

### Customer benefits:

Convenient, quick, tool-free mounting system with smart wheel holders for easy loading and protective surfaces that prevent damage to bikes. Lockable and suitable for all types of bikes.

### Care points:

Avoid overloading by consulting vehicle & product manuals.



## Deluxe ski & snowboard carrier

Ski & snowboard carrier with extra large push buttons make it easy to release skis or snowboards while wearing gloves. The exclusive design, in aluminium, is designed to be aerodynamically efficient. Complete with lockable buttons.

### Specification & installation:

- For up to 4 carving skis or 6 pairs of cross-country skis, depending on the width of the skis
- For up to 2 snowboards
- 60 cm loading width
- Lockable
- Quick and easy to fit
- Installation time: 0.25 h

### Required additions:

- Roof rack or cross bars

### Customer benefits:

Safe, secure transport for skis & snowboards, lockable, with quick and convenient, tool-free mounting. Easy to store when not in use.

### Care points:

Avoid overloading by consulting vehicle & product manuals.

In case of bended cross bars/roof racks please use the included spacer between the cross bars/roof racks and the carrier.



## Xtender ski & snowboard carrier

The carrier slides out sideways to aid loading and unloading. Extra large push buttons make it easy to release skis or snowboards while wearing gloves. The carrier is high enough to prevent high bindings from damaging the car roof. The exclusive design, in aluminium, is designed to be aerodynamically efficient. Complete with locks.

### Specification & installation:

- For up to 4 carving skis or 6 pairs of cross-country skis, depending on the width of the skis
- For up to 2 snowboards
- 60 cm loading width
- Lockable
- Quick and easy to fit
- Installation time: 0.25 h

### Required additions:

- Roof rack or cross bars

### Customer benefits:

Slide-out system makes loading easy. Safe, secure transport for skis & snowboards, lockable, with quick, convenient, tool-free mounting. Easy to store when not in use.

### Care points:

Avoid overloading by consulting vehicle & product manuals.

In case of bended cross bars/roof racks please use the included spacer between the cross bars/roof racks and the carrier.





## Cargo separator

A series of durable, custom-made grids that can be used individually or together to provide secure separation of contents of the load area from the passenger cabin. The upper frame fits between the rear seat backs and roof. Seat backs can still be folded to allow access between load area and passenger cabin for most vehicles. The lower frame fits below the upper frame to create a full height grid between load area and passenger cabin behind the rear seats. The vertical split provides floor to roof longitudinal division of the load area. None of the grids hinder the use of seat belts or restrict the driver's view.

### Specification & installation:

- Nylon powder-coated steel for maximum durability
- Rigid mesh panel welded to outer frame
- Bespoke brackets for secure, precise fitting
- Easy to remove
- Not to be used with occupants on the 3rd row seats
- Compatible with panoramic sun roof
- May restrict use of retractable luggage cover (model dependent, see fitting instructions)
- Installation time: 0.2–0.35h (model dependent, see fitting instruction)

### Required additions:

- For the lower frame, the upper frame is required
- For the vertical split, the upper frame is required

### Recommended combinations:

- Trunk liner or trunk mat

### Customer benefits:

Safe, secure, custom-made protection from the unrestrained movement of pets, packages and luggage in the load area.

### In compliance with:

- UNECE R21 (Interior fittings: rounding off radii > 2.5 mm)
- UNECE R118 (Flammability resistance – interior materials)
- EC 1907/2006 (REACH, DOI, SVHC, Info-duty)



## Passenger seat storage net

Drivers like to have some smaller items within reach throughout the journey. This convenient, seat-mounted net makes this possible without the danger of items falling off the seat and rolling around the footwell. When seat to be used by passenger, the net has to be removed. Easy to fit and remove.

### Specification & installation:

- Net: Polypropylene (PP)
- Buckle: plastic
- Elastic component
- Maximum net load 50 Π
- Quick and easy to fit
- Installation time: 0.10 h

### Recommended combinations:

- Luggage net
- Take away hook

### Customer benefits:

Easy and convenient access to items from the driver's seat, without cluttering the interior.

### Care points:

To be removed when the seat is to be used by a passenger



## Luggage net

For vehicles which have factory-installed location hooks in the load area. This custom-made net prevents unwanted movement of luggage and other items when on the move. Simple to fit and remove.

### Specification & installation:

- Textile and elastic mesh
- Stretchable
- Requires factory-installed location hooks
- Quick and easy to fit
- Installation time: 0.10 h

### Recommended combinations:

- Trunk liner or trunk mat
- Luggage cover
- Passenger seat storage net
- Take away hook

### Customer benefits:

This secure net holds luggage and other items in place when on the move.





# Comfort

Made-to-measure

# Table of Contents

Styling	<u>1-22</u>
Transport	<u>1-23</u>
Comfort	<u>1-8</u>
Rear seat entertainment cradle for iPad®	1
Armrest with storage box	2
Business suit hanger	3
Take away hook	4
Ice/sunscreen	5
Park distance control	6
Wind deflectors, front windows	8
Protection	<u>1-15</u>
Safety	<u>1-3</u>
Care	<u>1-3</u>
Wheels	<u>1</u>

## Rear seat entertainment cradle for iPad®

For rear seat passengers who want to view their iPad®, this head restraint-mounted cradle is the perfect solution. The clever design enables the viewer to tilt or rotate the iPad® to provide the ideal viewing angle. All iPad® functions – movies, Internet surfing, music or accessing apps – can be enjoyed in safety and comfort. The cradle meets occupant protection criteria.

### Specification & installation:

- iPad® can be rotated between landscape and portrait
- Power supply from internal iPad® battery or vehicle 12V socket
- Charging cable not included
- 33° tilt capability in each direction
- Fits iPad® 1,2,3 & 4
- iPad® installation and removal within seconds
- iPad® is not included
- Installation time: 0.05 h

### Recommended combinations:

- Armrest with storage box
- Take away hook

### Customer benefits:

Comfortable, safe and easy access to all iPad® functions for rear seat passengers.

### In compliance with:

- UN ECE R21 (Head impact)
- UN ECE 17/08 / FMSVSS 207 S4/S5 (Seat strength)
- SAE J369/FMVSS302 (Flammability)
- REACH (1907/2006/EC)



## Armrest with storage box

Comfort and convenience combined. The adjustable armrest helps provide a comfortable and ergonomic driving position for both, driver and front seat passenger. Depending on vehicle model its top surface is finished in trim that matches the car interior. Under the hinged armrest is a convenient storage compartment for small items. The combined armrest/storage box mounts directly onto the frame of the driver's seat and can be flipped upwards when not required.

### Specification & installation:

- Mounts directly on seat frame using existing holes
- Fully foldable and adjustable (60°)
- Height adjustment by wheel at base of armrest
- Made of moulded ABS plastic with steel chassis inside
- Specific adapter for each car model
- Installation time: 0.50 h

### Recommended combinations:

- Business suit hanger
- Take away hook
- Rear seat entertainment cradle for iPad®

### Customer benefits:

Additional comfort and storage in one practical accessory.

### In compliance with:

- UN ECE R21 (interior fittings)
- REACH (1907/2006/EC)

### Certification:

- ABE certificate



## Business suit hanger

The convenient way to keep clothing tidy and crease-free during journeys. It fits easily to the front head restraints and can be quickly detached from the supplied adapter for use elsewhere, such as the office or hotel room. The retractable hook rotates for use in wardrobes.

### Specification & installation:

- Chromium-plated surface and plastic covering
- Resistant to light scratches
- Mounts onto head restraint of driver/front passenger seat
- Must be removed when rear seat is occupied
- Attached and removed in seconds
- Maximum garment load: 3 kg
- Easy to fit
- Installation time: 0.10 h

### Recommended combinations:

- Armrest with storage box
- Take away hook

### Customer benefits:

Convenient way to keep clothes crease-free. Easy installation and removal makes it practical for use in other locations too.

### In compliance with:

- REACH (1907/2006/EC)





## Take away hook

Mounted on the lower passenger side of the centre console, the take away hook enables the driver to fix and secure bags containing food & drink 'to go', to reduce the chance of spillage while the vehicle is on the move.

### Specification & installation:

- Plastic
- Resistant to light scratches
- Drilling required
- Installation time: 0.10 h

### Recommended combinations:

- Armrest with storage box
- Business suit hanger
- Luggage net
- Passenger seat storage net
- Rear seat entertainment cradle for iPad®

### Customer benefits:

Convenient way to prevent spillage of food.



## Ice/sunscreen

When parked, the tear-resistant insulating material protects the interior from extreme heat build-up during direct exposure to sunlight and prevents ice forming on the windscreen and front side windows in cold temperatures. The wrap-around flaps are held in place by the closed front doors for effective theft resistance.

### Specification & installation:

- Tailor made
- Coated polyethylene mesh
- Artificial leather binding
- Tear-resistant, UV-stable material
- Reinforced on vehicle touch points
- Foldable for convenient storage
- Silver colour
- Vehicle-specific tailoring to cover 100% of the vehicle windscreen and front side windows
- Held in place by Velcro pads for the door mirrors and flaps trapped by the front doors
- Installation time: 0.05 h

### Recommended combinations:

- Trunk liner

### Customer benefits:

Makes starting up in summer or winter much more comfortable.

### In compliance with:

- REACH (1907/2006/EC)



## Park distance control

Park distance control makes parking in restricted spaces easier than ever. Detects the presence of obstacles and provides the driver with variable audible proximity warnings during parking. The sensors, located in the bumper, can be painted to match the car colour.

### Variety of available products:

- Park distance control, front
- Park distance control, rear

### Specification & installation:

- Sensor position & system calibration are optimized for each model
- Precise recognition of obstacles within a wide arc of  $\sim 120^\circ$
- Ultrasonic sensors, only 22 mm in diameter
- Sensor range front:  $\sim 30$  cm to  $\sim 90$  cm
- Sensor range rear:  $\sim 30$  cm to  $\sim 120$  cm
- Audible warning with volume control
- Front sensors can be switched on/off
- Rear sensors activated when reverse gear selected
- Operation temperature range:  $-40^\circ\text{C}$  to  $+85^\circ\text{C}$
- Storage temperature range:  $-40^\circ\text{C}$  to  $125^\circ\text{C}$
- Drilling to bumper required
- Installation time: 0.75–2.00 h (model dependent, see fitting instruction)

### Customer benefits:

Parking becomes easier than ever and minimises risk of parking damage.

### Care points:

Optics may differ from factory installed sensors.



## In compliance with:

- Tested for EMC compliance
- UN ECE R127 (Pedestrian protection, front only)
- UN ECE R26 (External projections)
- UN ECE R21 (Interior fittings)
- UN ECE R10 (Electromagnetic compatibility)
- REACH (1907/2006/EC)
- ISO 17386 Manoeuvring aids for low speed operation (MALSO)

## Certification:

- TÜV certificate (GAS)



## Wind deflectors, front windows

The aerodynamically formed deflector reduces turbulence when driving with a partially open front window, deflecting both airflow and raindrops. It also enables the venting of hot air from the interior without unwanted turbulence. The lightly tinted deflector is specifically designed to fit neatly within the door's window channel, has no sharp edges and is proof against extreme temperatures and the repeated use of car washes.

### Specification & installation:

- Lightly tinted PMMA acrylic
- No sharp edges in case of breakage
- Temperature stable
- No influence on all functions of electric windows or retractable door mirrors
- Installation time: 0.20 h

### Recommended combinations:

- Mud guards

### Customer benefits:

Provides the freedom to drive with slightly opened front windows without unpleasant turbulence.

### In compliance with:

- Material marking (Reusability/recyclability/2005/64/EC juncto 2000/53\*2003/138/EC)
- REACH (1907/2006/EC)

### Certification:

- ABE certificate





# Protection

Preserving quality

# Table of Contents

Styling	<u>1-22</u>
Transport	<u>1-23</u>
Comfort	<u>1-8</u>
Protection	<u>1-15</u>
Bumper corner protectors, front and rear	1
Rear bumper protector	2
Mud guard kit, protective	3
Mud guard kit, sporty	4
Side door mouldings	5
Locking wheel nuts & key	6
Protection foils	7
All weather mats (rubber mats)	8
Textile floor mats, standard	9
Textile floor mats, velour	10
Trunk liner	11
Trunk mat	12
Trunk mat, reversible anti-slip	13
Bumper flap for trunk mat	14
Luggage cover	15
Safety	<u>1-3</u>
Care	<u>1-3</u>
Wheels	<u>1</u>

## Bumper corner protectors, front and rear

Good-looking and sturdy wrap-around protection for vulnerable corners of the bumper. The flexible plastic strip helps to prevent light scratches and abrasion so that damage to the car is minimised.

### Specification & installation:

- Automotive-grade plastic
- Black
- Fixation by automotive-grade adhesive tape
- Durable
- Set of 4: 2 front, 2 rear
- Installation time: 0.25 h

### Recommended combinations:

- Rear bumper protector
- Side door mouldings
- Protection foils
- Mud guards

### Customer benefits:

Practical, good-looking protection for vulnerable areas.

### In compliance with:

- UN ECE R26 (External projections)
- REACH (1907/2006/EC)





## Rear bumper protector

Good-looking and durable protection for vulnerable top surface of the rear bumper. The plastic or stainless steel rear bumper protector helps to protect against scratches or damage when placing objects in the trunk or load space.

### Specification & installation:

- Stainless steel or automotive-grade plastic
- Fixation by automotive-grade adhesive tape
- Durable
- Precise fit
- Installation time: 0.20 h

### Recommended combinations:

- Bumper corner protectors
- Side door mouldings
- Protection foils (except rear bumper protection foil)
- Mud guards

### Customer benefits:

Practical, good-looking protection for vulnerable areas.

### In compliance with:

- UN ECE R26 (External projections)
- REACH (1907/2006/EC)



## Mud guard kit, protective

Large mud guards provide protection against the effects of excessive dirt, slush or mudspray for underbody, sills and doors. The matt black moulded guards require no drilling or wheel/tire removal for installation.

### Specification & installation:

- Design follows body contour
- Temperature-resistant
- Screw and screw tap fastenings included
- Installation time: 0.40 h

### Recommended combinations:


- Side door mouldings
- Rear bumper protector
- Bumper corner protectors
- All weather mats
- Trunk liner

### Customer benefits:

Protection for vulnerable bodywork.

### In compliance with:

- REACH (1907/2006/EC)



## Mud guard kit, sporty

Sportily styled mud guards help protect against the effects of excessive dirt, slush or mudspray for underbody, sills and doors. The matt black moulded guards require no drilling or wheel/tire removal for installation.

### Specification & installation:

- Ethylene-vinyl acetate (EVA)
- Design follows body contour
- Black
- Temperature-resistant
- Installation time: 0.40 h

### Recommended combinations:

- Rear bumper protector
- Bumper corner protectors
- Side door mouldings
- All weather mats
- Trunk liner

### Customer benefits:

Stylish protection for vulnerable bodywork.

### Certification:

- Included in WVT A



## Side door mouldings

Easy to fit protection against parking knocks and carelessly opened doors with these attractive door mouldings. They have been designed specifically for each model and can be painted to match the vehicle body colour. When installed, they help accentuate the sporty elegance of the vehicle.

### Specification & installation:

- Automotive-grade plastic
- UV-stable
- Paintable
- Installation with 1K-PU glue and/or automotive-grade, double-sided tape
- Durable
- Installation time: 0.35-0.55 h (model dependent, see fitting instruction)

### Recommended combinations:

- Mud guards
- Rear bumper protector
- Bumper corner protectors

### Customer benefits:

Stylish protection that also adds an individual look.

### In compliance with:

- UN ECE R26 (External projections)
- REACH (1907/2006/EC)



## Locking wheel nuts & key

The most effective way to protect a set of alloy wheels from theft. One wheel nut per wheel is replaced by a locking nut. Replacement keys are also available but can only be ordered with the individual key code included in each set.

### Specification & installation:

- Triple nickel and clear chromate protective finish
- Main material: steel
- Corrosion resistance salt spray test
- Short locking wheel nuts and long locking nuts available (depending on wheel style)
- Easy to fit (requires same torque as existing wheel nut)
- Installation time: 0.20 h

### Recommended combinations:

- Alloy wheels
- Steel wheels

### Customer benefits:

Peace of mind concerning the security of valuable wheels when the car is unattended.

### In compliance with:

- Thatcham approved (UK insurance institute)



## Protection foils

Durable, self-adhesive protective films that protect and preserve paintwork from everyday wear and tear. Transparent films are available to protect the top surface of the rear bumper, door handle recesses, entry guards and other vulnerable areas. Black foil is also available for the rear bumper top surface. All are resistant against the effects of abrasion, climate conditions and extremes of temperature.

### Variety of available products:

- Rear bumper protection foil available in black and transparent
- Door handle recess protection foils, transparent
- Protection foil set, transparent
- Entry guard protection foil available in black and transparent

### Specification & installation:

- Polyurethane (transparent), PVC (black)
- Weather-resistant over 3 years
- Durable, self-adhesive film
- Application temperature: +13°C to +38°C
- UV-resistant
- Installation time: 0.25-0.65 h

### Recommended combinations:

- Protection foils can be combined

### Customer benefits:

The foils help maintain vehicle value by preserving a long-term, cared-for appearance.

### In compliance with:

- REACH (1907/2006/EC)



## All weather mats (rubber mats)

Quality moulded, all weather mats are essential addition to protect the interior. We offer a full range of all weather mats that use the original fixation points in the vehicle to ensure safe and secure fit. Recommended for extreme weather conditions.

These extremely durable mats trap water, mud, sand and road salt and have a special non-stick finish that makes them easy to clean. Front mats have a location hook provision. Specific designs are available for both right hand drive (RHD) and left hand drive (LHD).

### Specification & installation:

- High-quality rubber/TPE
- Black
- Waterproof
- Durable
- Number of mats in set dependent on model
- Front mats use standard anti-slip fastening hooks
- Model-specific shape for optimum fit
- Easy and quick to install

### Recommended combinations:

- Trunk liner
- Mud guards

### Customer benefits:

Easy to clean, long-lasting protection that keeps the interior looking clean and new.

### In compliance with:

- SAE J369 (Flammability)
- REACH (1907/2006/EC)



## Textile floor mats, standard

Using materials and colours that complement the vehicle interior, the mats are located on the original fixation points to hold them securely in place. Driver side mats carry the vehicle logo and the driver's floor mat has an individual reinforced heel pad. They protect the vehicle carpet from dirt and wear and are tailor-made to fit footwells exactly. Specific designs are available for both right-hand drive (RHD) and left-hand drive (LHD).

### Specification & installation:

- Polypropylene textile
- Grey colour with silver/grey logo
- Number of mats in set dependent on model
- Front mats use standard anti-slip fastening hooks
- Tailor-made, model-specific shape for optimum fit
- Quick and easy to install

### Recommended combinations:

- Trunk mat
- Trunk liner
- Entry guards

### Customer benefits:

Good quality floor protection that keeps the interior looking clean and new.

### In compliance with:

- REACH (1907/2006/EC)





## Textile floor mats, velour

Using premium materials and colours that complement the vehicle interior, the mats are located on the original fixation points to hold them securely in place. One or both front mats carry the vehicle logo. They protect the vehicle carpet from dirt and wear and are tailor-made to fit footwells exactly. Specific designs are available for both right-hand drive (RHD) and left-hand drive (LHD).

### Specification & installation:

- Available in premium quality (600 g/m<sup>2</sup> or 830 g/m<sup>2</sup>) and high quality (350 g/m<sup>2</sup>) depending on model
- Polyamide velour
- Uses standard anti-slip fastening hooks
- Dark grey or black mat with silver/grey logo
- Design mats with model-specific features available depending on model
- Set of 3, 4 or 5 mats depending on model
- Quick and easy to install

### Recommended combinations:

- Trunk mat
- Trunk liner
- Entry guards

### Customer benefits:

Luxurious, premium floor protection that keeps the interior looking clean and new.

### In compliance with:

- REACH (1907/2006/EC)



## Trunk liner

This light, flexible and durable protection is designed to keep the trunk area looking new, even after transporting gardening/building supplies or the family pet. The easy to clean, waterproof liner has a textured anti-slip rubber surface to stop loads moving around, and a raised border lip to contain spilled fluids. Access to load-retaining hooks is not obstructed by the liner.

### Specification & installation:

- Made from ThermoPlastic Elastomer (PP) coated with synthetic rubber (EPDM)
- Thickness: 1.5 mm
- Waterproof and durable
- Edge height varies minimum 20 mm depending on model
- Black with vehicle logo
- Not suitable for use when 3rd row seats are in use
- Quick and easy to install
- Moulded exactly to the vehicle design for optimum fit

### Recommended combinations:

- Rear bumper protector or bumper protection foil
- Mud guards
- All weather mats

### Customer benefits:

Easy to clean, practical trunk protection that keeps the interior trim looking clean and new.

### In compliance with:

- REACH (1907/2006/EC)



## Trunk mat

The tailored, protective trunk mat is finished in high-quality soft velour to cushion more sensitive cargo. The attractive trunk mat features the model logo. The mat provides protection against dirt, but does not obstruct access to the load-retaining hooks.

### Specification & installation:

- Polyamide material
- Fastening hooks for safe transport of cargo are still accessible
- Dark grey or black colour mat with contrasting logo
- Mats need not be removed when seats in third row are in use (7 seat vehicle only)
- Quick and easy to install

### Recommended combinations:

- Bumper flap
- Floor mats
- Rear bumper protection foil
- Rear bumper protector

### Customer benefits:

High-quality, attractive trunk protection that keeps the interior trim looking clean and new. It combines perfectly with the bumper flap available on some part numbers.

### In compliance with:

- REACH (1907/2006/EC)



## Trunk mat, reversible

The tailored, protective trunk mat is finished in high-quality soft velour on one side and easy to clean, surface on the reverse. The velour side is perfect for cushioning more sensitive cargo, while the reverse side is ideal for carrying messier loads. The velour side includes the model logo and is resistant but does not obstruct access to the load-retaining hooks.

### Specification & installation:

- Premium quality (600 g/m<sup>2</sup>) velour
- Polyamide velour
- Dark grey or black colour mat with contrasting logo
- Dual sided
- Quick and easy to install, remove or reverse

### Recommended combinations:

- Floor mats
- Rear bumper protection foil
- Rear bumper protector

### Customer benefits:

The reversible mat provides easy, versatile trunk protection, whatever the load. It keeps the interior trim looking clean and new.

### In compliance with:

- REACH (1907/2006/EC)



## Bumper flap for trunk mat

The custom-made, fold-out bumper flap attaches securely to the underside of the trunk mat and provides protection to the painted surfaces of the rear bumper while loading and unloading. The durable flap is flexible, tear-resistant, water-resistant and easy to clean. When not in use it folds away neatly, and it can be simply removed and reinstalled whenever required. Only suitable for use with trunk mats that feature location press studs.

### Specification & installation:

- Synthetic leather
- Fastening buttons (3)
- Detachable
- Quick and easy to install

### Required additions:

- Trunk mat

### Recommended combinations:

- Floor mats

### Customer benefits:

Easy to use, practical protection keeps the rear bumper free from dirt and fluids when loading and unloading. Helps to keep clothing clean when accessing the trunk.

### In compliance with:

- REACH (1907/2006/EC)



## Luggage cover

Roll-out cover conceals contents of the luggage compartment when the rear seats are upright. It keeps the contents out of sight and protects them from direct sunlight.

### Specification & installation:

- Shaped to perfectly fit above the cargo following the cargo design
- Retractable, flexible material
- Easy to fit (uses existing mounting points)
- Customer fit
- Installation time: 0.10 h

**Warranty:** 3 years

### Recommended combinations:

- Luggage net
- Trunk mat

### Customer benefits:

Peace of mind, knowing that luggage space contents are protected from view, and from sunlight.





# Safety

Always our priority

## Safety

# Table of Contents

Styling	<u>1-22</u>
Transport	<u>1-23</u>
Comfort	<u>1-8</u>
Protection	<u>1-15</u>
Safety	<u>1-3</u>
Safety bag	1
Safety vest	2
Warning triangle	3
Care	<u>1-3</u>
Wheels	<u>1</u>



## Safety bag

A convenient and practical way to be prepared for the unexpected. High visibility safety vest, warning triangle and bandages, all packed together in a purpose-made bag to be stowed conveniently in the vehicle.

### Specification:

- Bandages
- Warning triangle
- High visibility reflective safety vest
- Hyundai branded
- No installation required

### Customer benefits:

It pays to be prepared for the unexpected. On-board safety equipment can save lives and provide an extra level of reassurance.

### In compliance with:

- Safety vest is EN 471 approved
- DIN 13164 compliant



## Safety vest

Unplanned stops at the roadside for an emergency or to assist others, put car occupants at danger, especially in hours of darkness. A high visibility vest reflects oncoming headlights, making the wearer immediately conspicuous to other road users. Some European countries require that there must be a safety vest for each occupant, so it makes sense to have extra vests on board.

### Specification:

- Bright neon vest with reflective strips
- One size fits all
- Yellow Velcro pack
- Hyundai branded
- No installation required

### Recommended combinations:

- Safety bag
- Warning triangle

### Customer benefits:

It pays to be prepared for the unexpected. On-board safety equipment can save lives and provide an extra level of reassurance.

### In compliance with:

- EN 471 approved



## Warning triangle

A legal requirement in most European countries, a correctly positioned warning triangle gives other road users advance warning of a stationary vehicle obstructing all or part of the carriageway. It is designed to remain stable and withstand strong winds and folds together to be stowed conveniently in the luggage area.

### Specification:

- Foldable
- Locking mechanism ensures stability
- Resists winds up to 60 km/h
- No installation required

### Recommended combinations:

- Safety vest
- Safety bag

### Customer benefits:

It pays to be prepared for the unexpected. On-board safety equipment can save lives and provide an extra level of reassurance.

### In compliance with:

- ECE R27 compliant





# Care

Looking after quality

Care

# Table of Contents

Styling	<u>1-22</u>
Transport	<u>1-23</u>
Comfort	<u>1-8</u>
Protection	<u>1-15</u>
Safety	<u>1-3</u>
Care	<u>1-3</u>
Summer car care kit	1
Winter car care kit	2
Ice scraper with glove	3
Wheels	<u>1</u>

## Summer car care kit

This kit contains a useful selection of special products that helps keep Hyundai cars clean and blemish-free throughout the summer. It is intended for sale during spring and summer or can be used as a promotional item.

### Specification:

- Hyundai Genuine Accessories quality products in branded containers
- One bottle of 40 ml summer screen wash concentrate (diluted 100 times to make 4 l of normal diluted screen wash). To be used during vehicle maintenance (dealer) or by the customer when required.

The kit contains:

- A 40 ml bottle of highly concentrated summer screen wash that helps to keep the driver's view of the road crystal-clear and smear-free by removing oily deposits, dead insects and other residues
- An Insect remover spray to remove really stubborn insect remains from the windscreen and headlights
- A wheel rim cleaner spray that doubles up as a high-quality degreaser and simplifies the removal of brake dust and grime. Especially formulated for alloy wheels
- A textured sponge to wipe away tough blemishes from glass surfaces



### The following items are also available individually:

- Summer screen wash (40 ml) 1:100 concentrate (1box = 50pcs)
- Wheel rim cleaner spray (500 ml) (1box = 10 pcs)
- Insect remover spray (500 ml) (1box = 10 pcs)

### Recommended combinations:

- Ice/sunscreen
- Genuine wiper blades

### Customer benefits:

Easy to use, practical and effective car care products.

## Winter car care kit

This kit contains a useful selection of special products that removes the unwelcome effects of harsh wintry weather conditions. It is intended for sale during autumn and winter or can be used as a promotional item.

### Specification:

- Hyundai Genuine Accessories quality products in branded containers
- Products fulfil Nordic winter requirements
- -60°C concentrate saves 50% storage space compared with competitive products that offer only -20°C protection. If the concentrated screen wash is diluted in a 1:2 ratio (screen wash / water), it still is effective up to -11°C.
- 5 l ready-mixed solution for immediate use (no need to add water)
- 250 ml and 500 ml screen wash concentrates can be used during vehicle maintenance (dealer) or by the customer when required
- A 1l bottle of concentrated winter screen wash that helps to ensure that wipers run smoothly over the windscreen keeping it clear and free from road dirt, freezing rain and snow. Easy to store in the vehicle trunk.

The kit contains:

- A windscreen de-icer pump spray helps defrost windows and prevents them from re-icing
- A basic ice scraper that speeds up the removal of ice from windows
- Absorbent synthetic chamois covered sponge to wipe away condensation from interior windows

### The following items are also available individually:

- Windscreen de-icer spray (500 ml) – 1 box = 12 pcs
- Winter screen wash concentrate (-60°C, 1 l) – 1 box = 12 pcs
- Winter screen wash ready to use (-30°C, 5 l) – 1 box = 3 pcs
- Winter screen wash concentrate (-60°C, 500 ml) – 1 box = 20 pcs
- Winter screen wash concentrate (-60°C, 250 ml) – 1 box = 24 pcs

### Recommended combinations:

- Ice scraper with glove
- Ice/sunscreen

### Customer benefits:

Easy to use, practical and effective car care products that take the edge off driving in wintry weather.



## Ice scraper with glove

This integrated ice scraper and glove keeps the hand warm and dry while removing ice from windows. A perfect gift to prospective new car buyers, customers buying a set of new winter wheels or booking a winter check (customer retention).

### Specification:

- Strong polycarbonate-toothed scraper blade
- Water-resistant glove with warm, comfortable soft lining
- Premium design with Hyundai branding
- One size fits all

### Recommended combinations:

- Winter car care kit

### Customer benefits:

Effective protection, keeping the hand warm and dry while removing ice from the vehicle windows.







# Wheels

Tested to perfection

The Wheel information section of the Wheel Guide can be inserted here if desired.